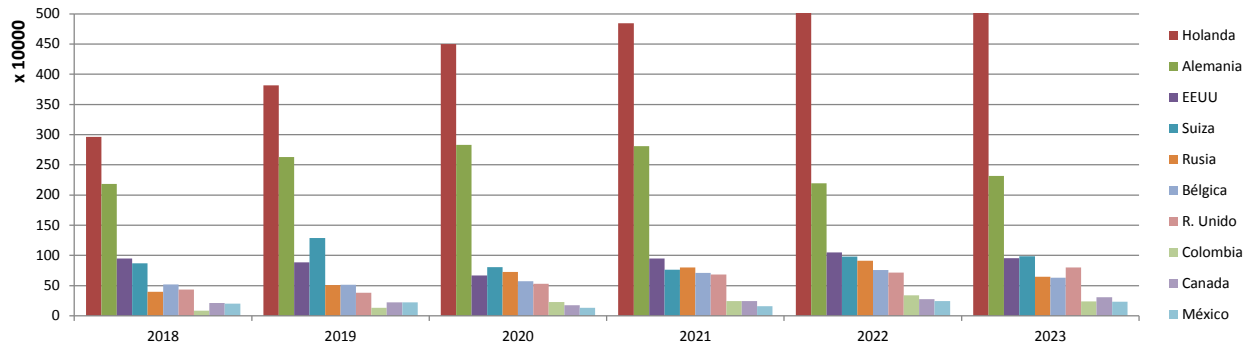




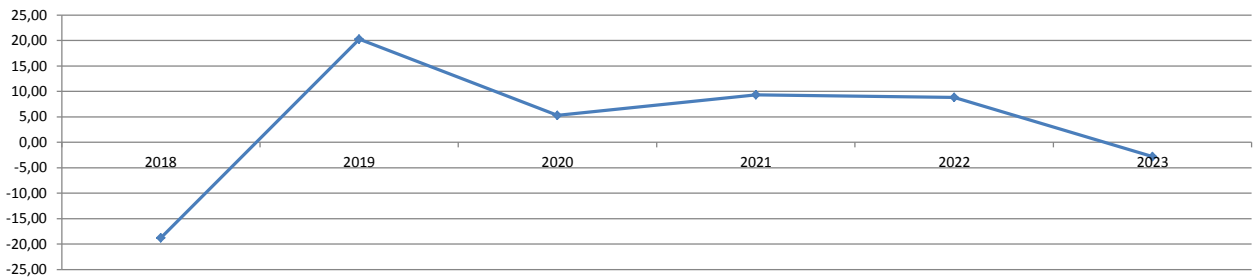
**TOP 10 PAÍSES EVOLUCIÓN ANUAL EXPORTACIONES D.O. RUEDA  
VINO BLANCO, ROSADO Y TINTO (BOT. 3/4)**

TOP 10 PAÍSES								
PAÍSES	2018	2019	2020	2021	2022	2023	% s/DO	% crec 2022-2023
Holanda	2.961.312	3.818.047	4.500.281	4.846.242	5.816.708	5.796.819	38,69	-0,34
Alemania	2.185.521	2.630.359	2.828.852	2.807.668	2.195.540	2.315.069	15,45	5,44
Suiza	872.427	1.287.897	808.415	765.528	980.707	985.049	6,57	0,44
EEUU	951.761	886.578	668.519	949.760	1.051.648	955.489	6,38	-9,14
R. Unido	434.722	380.631	529.440	682.391	718.448	803.785	5,36	11,88
Rusia	397.492	510.833	726.405	802.685	910.945	648.606	4,33	-28,80
Bélgica	518.103	517.679	571.209	712.205	757.344	633.515	4,23	-16,35
Canada	213.554	225.033	176.823	245.448	275.120	305.964	2,04	11,21
Colombia	87.623	134.935	229.826	245.532	338.130	237.902	1,59	-29,64
México	204.984	223.795	134.688	157.835	243.899	231.669	1,55	-5,01
<b>TOTAL TOP 10 Países</b>	<b>8.827.499</b>	<b>10.615.787</b>	<b>11.174.458</b>	<b>12.215.294</b>	<b>13.288.489</b>	<b>12.913.867</b>		
% crecimiento	-18,78	20,26	5,26	9,31	8,79	-2,82		
% Top 10 s/total DO	81,57	85,03	86,50	85,66	86,42	86,20		
<b>TOTAL EXPORT DO RUEDA</b>	<b>10.822.176</b>	<b>12.485.066</b>	<b>12.919.002</b>	<b>14.260.426</b>	<b>15.376.829</b>	<b>14.982.076</b>		<b>-2,57</b>

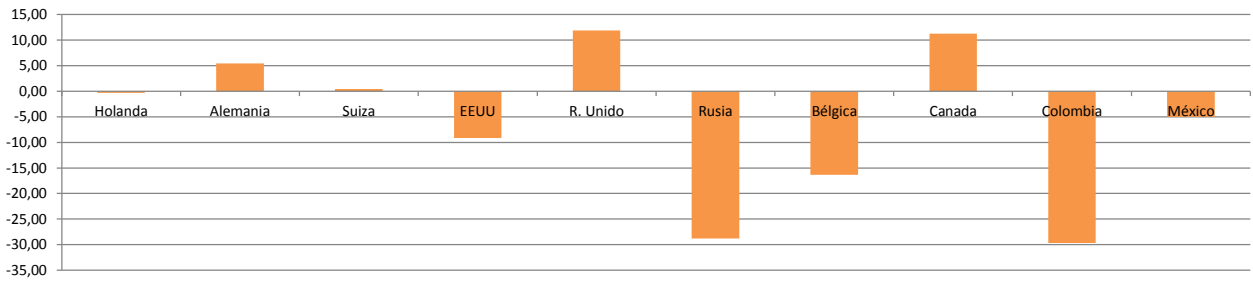
**TOP 10 Países. Evolución anual exportaciones DO Rueda Vino Blanco, Rosado y Tinto (Bot 3/4)**



**TOP 10 países. Tasa de crecimiento total exportaciones DO Rueda**



**TOP 10 países. Tasa de crecimiento de las exportaciones DO Rueda 2022-2023**





## EVOLUCIÓN ANUAL EXPORTACIONES D.O. RUEDA VINO BLANCO, ROSADO Y TINTO (BOT. DE 3/4)

TOTAL MUNDO						
PAÍSES	2018	2019	2020	2021	2022	2023
<b>TOTAL MUNDO</b>	<b>10.822.176</b>	<b>12.485.066</b>	<b>12.919.002</b>	<b>14.260.426</b>	<b>15.376.829</b>	<b>14.982.076</b>

EUROPA						
PAÍSES	2018	2019	2020	2021	2022	2023
Alemania	2.185.521	2.630.359	2.828.852	2.807.668	2.195.540	2.315.069
Austria	41.622	40.002	27.370	22.431	24.102	26.382
Bélgica	518.103	517.679	571.209	712.205	757.344	633.515
Bulgaria	41.687	10.346	2.406	4.754	3.300	6.261
Chipre	6.157	5.371	4.236	3.148	4.811	3.840
Croacia	2.363		1.572	300	723	1.551
Dinamarca	105.776	185.234	87.556	138.260	121.142	140.595
Eslovaquia	2.506	5.212	4.488	4.818	3.206	1.473
Eslovenia	0	48	770	132	1.044	1.698
Estonia	15.995	14.725	13.308	12.140	21.608	19.967
Finlandia	15.799	7.736	24.435	13.858	42.724	59.413
Francia	183.721	159.794	142.136	144.045	161.662	223.206
Grecia	302	520	288	1.811	2.032	5.292
Holanda	2.961.312	3.818.047	4.500.281	4.846.242	5.816.708	5.796.819
Hungría	5.722	3.896	2.768	3.054	5.376	7.646
Irlanda	114.222	90.691	121.915	137.432	138.770	173.903
Letonia	38.596	8.421	43.725	8.232	42.020	13.295
Lituania	27.104	24.983	13.986	24.718	79.304	92.022
Luxemburgo	12.020	14.500	9.426	16.296	11.168	11.666
Italia	6.789	11.260	5.030	6.510	12.092	29.838
Malta	8.232	8.146	5.875	6.655	6.300	9.016
Polonia	99.808	146.735	98.389	124.944	126.818	176.627
Portugal	9.489	8.912	5.046	8.648	18.171	8.679
Republica Checa	26.149	27.327	16.885	19.475	16.949	16.652
Rumania	7.872	5.048	9.855	14.409	7.626	10.050
Suecia	222.111	211.059	197.097	168.202	153.162	65.428
<b>Total UE</b>	<b>6.658.978</b>	<b>7.956.051</b>	<b>8.738.904</b>	<b>9.250.387</b>	<b>9.773.702</b>	<b>9.849.903</b>
Albania	967	3.826	690	0	360	12
Andorra	38.325	49.242	34.337	44.236	69.623	71.535
Bielorusia	3.524	5.200	11.580	10.218	5.850	7.752
Bosnia-Herzegovina	30	181	960	252	60	0
Islandia	5.024	6.103	2.220	4.170	2.541	4.394
Liechstentein	681	0	0	0	0	440
Moldavia	0	0	10.734	2.172	0	0
Mónaco	0	0	0	0	0	0
Noruega	103.656	101.218	80.489	54.861	77.645	85.820
R. Unido	434.722	380.631	529.440	682.391	718.448	803.785
Rusia	397.492	510.833	726.405	802.685	910.945	648.606
Serbia	242	1.445	0	1.190	11.429	5.390
Suiza	872.427	1.287.897	808.415	765.528	980.707	985.049
Ucrania	22.554	17.163	19.503	14.110	14.509	11.502
<b>Total Resto Europa</b>	<b>1.879.644</b>	<b>2.363.739</b>	<b>2.224.773</b>	<b>2.381.813</b>	<b>2.792.117</b>	<b>2.624.285</b>
<b>TOTAL EUROPA</b>	<b>8.538.622</b>	<b>10.319.790</b>	<b>10.963.677</b>	<b>11.632.200</b>	<b>12.565.819</b>	<b>12.474.188</b>

OTROS PAÍSES						
PAÍSES	2018	2019	2020	2021	2022	2023
Canada	213.554	225.033	176.823	245.448	275.120	305.964
EEUU	951.761	886.578	668.519	949.760	1.051.648	955.489
México	204.984	223.795	134.688	157.835	243.899	231.669
Australia	26.584	41.662	27.534	20.076	22.080	11.979
China	88.750	54.447	75.349	101.182	62.463	44.545
Hong Kong	10.835	11.335	1.363	18.954	8.744	6.674
Japón	123.995	144.805	137.280	176.701	169.198	130.635
Puerto Rico	13.295	11.766	10.938	17.052	18.686	25.108
<b>TOTAL OTROS PAÍSES</b>	<b>1.633.758</b>	<b>1.599.421</b>	<b>1.232.494</b>	<b>1.687.008</b>	<b>1.851.838</b>	<b>1.712.063</b>

RESTO MUNDO						
PAÍSES	2018	2019	2020	2021	2022	2023
Antigua y Barbuda	0	0	0	0	0	0
Antillas Holandesas	0	0	0	0	0	0
Antillas Menores	0	0	0	0	0	0
Antillas Neerlandesas	1.530	1.608	1.326	2.142	2.736	3.048
Argentina	12.573	175	0	372	252	90
Armenia	151	0	60	180	90	249
Aruba	0	91	0	0	0	0
Azerbaiyan	0	0	318	600	510	1.518
Bahamas	0	0	2.316	2.727	2.282	2.211
Bahrein	0	0	780	0	900	180
Barbados	0	0	0	120	90	98
Belice	0	0	0	120	0	150
Bermudas	151	97	558	1.122	600	1.116
Bolivia	0	0	0	0	1.230	750
Brasil	40.164	30.396	33.940	64.288	18.279	31.674
Cabo Verde	0	0	0	0	60	2.430
Camboya	60	619	2.622	216	746	1.038
Chile	50	30	120	5.085	1.800	120
Colombia	87.623	134.935	229.826	245.532	338.130	237.902
Corea	6.077	12.061	10.816	141.031	16.750	13.629
Costa de Marfil	60	0	0	0	0	0
Costa Rica	11.062	2.973	15.993	29.426	31.050	23.258
Cuba	13.566	6.275	5.016	2.220	8.638	10.889
Curazao	0	0	0	0	810	1.308
Ecuador	22.278	8.739	10.652	49.177	20.433	24.359
El Salvador	3.022	2.200	2.040	3.570	11.194	3.178
Emiratos Arabes	5.006	5.496	2.754	17.144	28.992	19.940
Fiji	0	0	0	0	0	0
Filipinas	5.175	5.686	6.380	9.073	11.894	11.339
Gabon	0	0	0	0	0	0
Georgia						858
Ghana	2.720	161	30	1.428	420	0
Gibraltar	17.862	14.931	8.940	12.517	18.888	17.211
Guam	151	0	0	0	0	0
Guatemala	13.106	16.431	11.704	10.668	14.868	21.715
Guinea Ecuatorial	242	514	1.446	1.058	1.146	828
Guyana	0	0	0	0	30	0
Honduras	790	1.272	522	840	2.148	180
India	1.211	302	0	0	1.538	0

Indonesia	5.302	0	2.850	3.252	4.200	9.894
Islas Caimán	677	846	504	468	1.404	786
Islas Guadalupe	0	0	0	0	0	0
Islas Mauricio	0	0	0	0	0	0
Islas Turcas y Caicos	0	145	0	0	0	0
Islas Vírgenes	0	0	0	0	0	0
Islas Vírgenes de los Estados Unidos	0	0	2	0	240	144
Israel	12.937	7.532	3.648	5.018	13.384	11.082
Jamaica	0	0	0	168	0	252
Jordania	423	1.330	1.058	150	1.080	1.470
Kazajistán	5.018	2.062	1.119	5.077	5.026	5.656
Kenia	1.015	949	1.001	0	4.080	5.178
Kirguistán						606
Kirguizistán	0	0	0	0	0	0
Laos	0	25	0	0	0	0
Libano	1.602	1.995	0	240	240	300
Liberia	0	0	0	0	0	0
Malasia	6.409	5.875	5.610	2.232	9.612	6.360
Maldivas	1.355	1.002	480	13.638	3.002	384
Marruecos	10.906	14.668	17.940	17.610	21.858	20.322
Myanmar	0	605	0	0	0	0
Namibia	0	0	0	0	0	0
Nicaragua	1.934	553	3.720	6.282	3.720	330
Nigeria	0	0	0	0	0	0
Nueva Caledonia	0	0	0	0	0	0
Nueva Zelanda	1.432	1.083	1.670	906	312	1.488
Nyanmar	0	0	0	0	0	0
Oman	0	0	0	0	0	0
Panamá	46.779	46.815	36.668	50.915	85.704	64.220
Paraguay	825	242	870	3.750	423	1.359
Pequeñas Antillas	0	0	0	0	0	0
Perú	202.554	142.016	186.408	121.828	120.169	119.377
Polinesia Francesa	0	0	0	0	360	0
Qatar	0	431	29.042	1.740	24.426	1.830
R. Dominic.	71.526	71.115	56.831	88.531	79.122	78.198
Rota	0	0	432	360	54	0
Santa Lucía	0	0	0	0	690	0
Seychelles	0	10	18	90	288	270
Singapur	12.964	7.463	8.757	6.409	8.728	9.201
Sudáfrica	0	181	840	144	3.120	181
Tailandia	181	2.093	924	240	876	918
Taiwan	20.155	7.392	6.066	4.635	9.654	9.435
Tanzania	0	0	0	900	0	0
Togo	0	0	0	0	0	0
Trinidad	0	0	0	0	0	0
Turquía	0	60	2.220	1.035	6.000	3.543
Uganda	0	0	0	0	180	0
Uruguay	0	343	1.200	1.932	3.524	384
Uzbekistán	0	0	0	0	210	1.020
Venezuela	350	2.206	4.314	2.400	9.270	8.493
Vietnam	822	1.826	480	612	1.712	1.878
<b>TOTAL RESTO MUNDO</b>	<b>649.796</b>	<b>565.855</b>	<b>722.831</b>	<b>941.218</b>	<b>959.172</b>	<b>795.825</b>